

Dewdrops Linear Chandelier 07 Bubbles

DDCHL07

CE IP20

Materials
Hand blown transparent borosilicate glass and hand finished or electroplated brass.

Light Source
7 LED GlassDrops, 3 LED UpSpots. 29W, 2390 Lumens, 2700K warm white. CRI>90. Energy label A.

Power Input
220-240V 50-60Hz

Standard white linear canopy included.
Standard built-in phasecut power LED driver included.

Further canopy and driver options below.

Standard Cable
4m black flex cable

Standard drop height including canopy
120-500cm

Cable Options
White Cable: €160

10m flex cable: €40

Drop height including 10m flex cable and canopy
120-1100cm

General Notes on Page 150

DDCHL07

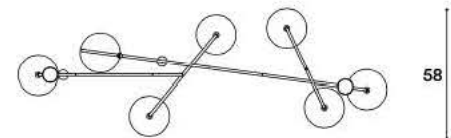
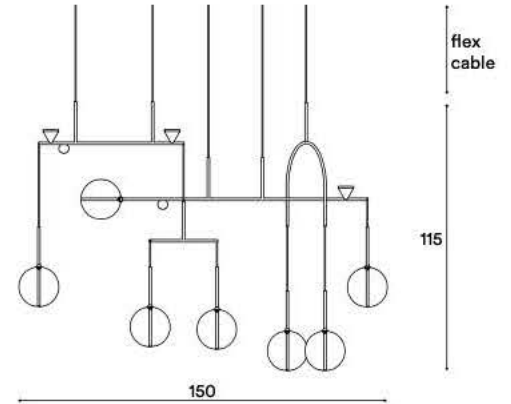
Lamp Dimensions
W150cm x H115cm x D58cm.

Weight
~8 kg.

Brass Finish

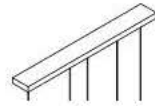
Brushed Brass
Brushed Bronze
Blackened Brass
Brushed Nickel

DDCHL07-E2-BRBC € 5880
DDCHL07-E2-BZBC € 6610
DDCHL07-E2-BKBC € 6610
DDCHL07-E2-NKBC € 6610





DDCHL07 Options

DDCHL07



Linear Canopy L950

Dimensions
95cm x 11.5cm x 3.5cm

Canopy	Canopy finish
	White - RAL9016
	Brushed Brass
	Brushed Bronze
	Blackened Brass
	Brushed Nickel
Driver (included)	Dimming Standard
Remote	 Phase Cut Switch 1-10 Volt DALI
Built-in	 Phase Cut Switch 1-10 Volt DALI

CA950-DDCHL-E1-WH **Std.**
CA950-DDCHL-E1-BR € 520
CA950-DDCHL-E1-BZ € 670
CA950-DDCHL-E1-BK € 670
CA950-DDCHL-E1-NK € 670

MP950-DDCHL-E1-PR
MP950-DDCHL-E1-SR
MP950-DDCHL-E1-VR
MP950-DDCHL-E1-DR

MP950-DDCHL-E1-PB **Std.**
MP950-DDCHL-E1-SB
MP950-DDCHL-E1-VB
MP950-DDCHL-E1-DB

Driver and dimming definitions on page 4